

Cuticell® Contact – indications

Silicone wound contact layers are suitable for use on the following wound types:

- Cuts
- Abrasions
- Burns
- Chronic wounds (also under compression)
- Lacerations
- Blisters
- Skin lesions
- Also appropriate for skin protection (e.g. after radiation treatment)
- Can be used in combination with antiseptics
- Suitable for especially sensitive and fragile skin






All benefits at a glance

Cuticell® Contact impresses users and patients with a multitude of benefits:

- Longevity and profitability
- Atraumatic dressing changes
- No sticking to gloves
- No exudate congestion
- Minimised risk of macerations
- Easy wound inspection
- Especially flexible and conformable
- Ease of application

Cuticell® Contact – atraumatic and gentle

Cuticell® Contact is indicated for the following wounds:

- Wound depth**  Shallow
- Exudate**  Slight to moderate
 Moderate to strong
 Strong to excessive
- Wound phase**  Fibrin coating
 Granulation
 Epithelialisation



Ordering information:

Size	Order No.	UOM	Order unit/ packaging unit
5 cm x 7.5 cm	7268000	1 x 5	1/30
7.5 cm x 10 cm	7268001	1 x 5	1/20
10 cm x 18 cm	7268002	1 x 5	1/20
15 cm x 25 cm	7268003	1 x 5	1/10

Cuticell® Contact

Silicone wound contact layer



- Highly flexible
- Atraumatic
- Single-sided adherence

Cuticell® Contact – impressively wound calming

Cuticell® Contact is a silicone wound contact layer that has a perforated transparent structure and is highly conformable. This makes **Cuticell® Contact** an effective primary wound dressing for modern wound management.

Wound-friendly right from the start

Once applied, **Cuticell® Contact** can remain in place for several days, protecting the wound. Exudate can easily pass through the perforations and there is minimal risk of tissue in-growth. As the adhesive is only on the wound contact side, secondary dressings can be easily changed without causing trauma to the wound.

- Undisturbed healing
- Pain-free, atraumatic dressing changes
- Improved patient compliance
- Cost-effective



Impressive technology – exceptional security

Crystal-clear transparency

Cuticell® Contact's high transparency simplifies application.

- Precise application
- Simple wound inspection without removal of the silicone dressing

Optimal perforated structure

With up to ten perforations per cm² **Cuticell® Contact** ensures even highly viscous exudate can easily pass through.

- For wounds with low to high exudate levels
- Helps prevent maceration

Unique elasticity

The combination of a thin PU film and a one-sided silicone coating make **Cuticell® Contact** highly flexible and conformable.

- High wearing comfort even in strongly contoured regions
- No slippage

Siltec Technology

Cuticell® Contact benefits from **Siltec Technology**. The silicone-coated wound contact side only adheres to dry healthy skin, therefore offering very gentle adhesion.

- Optimal protection of skin and wound
- Secure adhesion without sticking to wound bed
- Tissue-friendly and pain-free removal
- Gentle removal without residue
- Low allergy

Easy to apply – unique in performance

Step 1

Remove the overlapping protection film from the adhesive face of the dressing.

Step 2

With the adhesive face down, apply **Cuticell® Contact** making sure to overlap wound margin by 2 cm.

Step 3

Now remove the second protective film from the dressing surface and smooth softly with your hand.

Cuticell® Contact is combinable with absorbent secondary dressings:

- Cutisorb® / Cutisorb® Ultra (absorbent compress)
- Cutisoft® (non-woven compress)
- Cutisoft® Cotton (gauze compress)

For fixation purposes the following products are recommended:

- Elastomull®
- Elastomull® haft / colour
- Fixomull® stretch

Convince yourself!

Your free tactile sample*

*** Not appropriate for use on patient!**